

PB4000 Parking Barrier

Higher Stability With Cooling System Built-in



PB4000 series parking barrier adopts die-casting aluminum alloy motor and extraordinary structural design, it offers not only a long-life cycle, high reliability and quality, but also reduces the difficulty of equipment maintenance. It is an ideal choice for vehicle entrance control management.

Features

- Support external infrared radiation and vehicle loop detector for anti-crash function
- Die-casting aluminum alloy motor with double strong springs makes the operation more stable
- Wheel manual release in case of power cut, rotate the wheel manual release on the bottom of the motor to raise the boom manually
- The housing with modularized design is made of powder coated steel which offers best protection against corrosion
- Built-in cooling fan, solving the problem of heat-protection, operating temperature of motor ranged from -40°C—+140°C

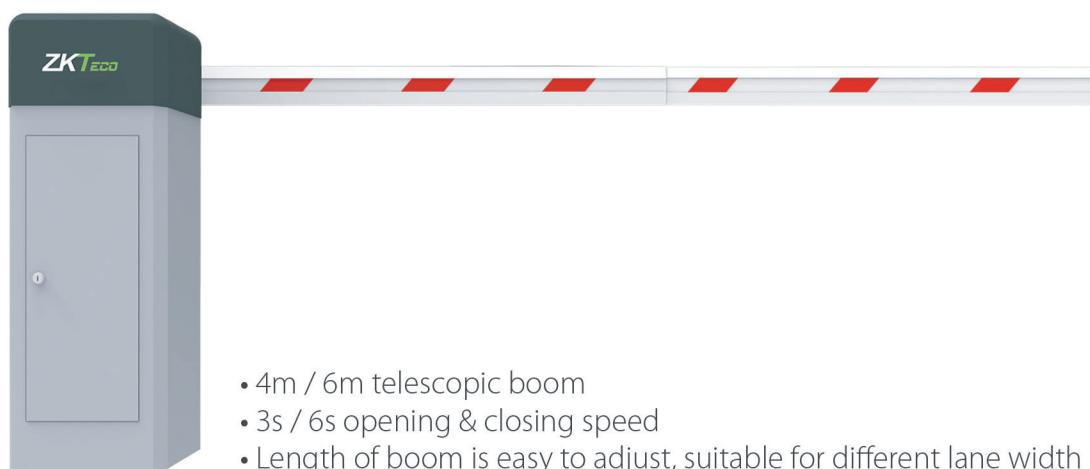
Specifications

| Model | PB4000 | PB4130 | PB4030-LED |
|-----------------------|---------------------|------------------|------------------------------|
| Boom type | Telescopic boom | 90° folding boom | Straight boom with LED light |
| Boom length | 4m / 6m | 3m | 4m |
| Opening /closing time | 3s / 6s | 3s | 3s |
| Supply voltage | 110V AC or 220V AC | | |
| Power consumption | 120W | | |
| Frequency | 50 - 60Hz | | |
| Cabinet material | Powder coated steel | | |

| | |
|---------------------------|-----------------------------|
| Boom material | Aluminum alloy |
| Working temperature range | -20°C ~ +60°C |
| Working humidity range | ≤90% |
| Housing dimensions | 328 (D)*286 (W)*934 (H) mm |
| Packing dimensions | 460 (D)*420 (W)*1150 (H) mm |
| Net weight | 60 kg |
| Gross weight | 70 kg |

Product Details


PB4000 series



- 4m / 6m telescopic boom
- 3s / 6s opening & closing speed
- Length of boom is easy to adjust, suitable for different lane width

PB4030-LED series

- 4m straight boom with led light
- 3s opening & closing speed

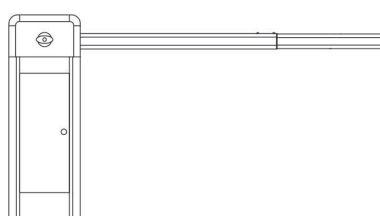
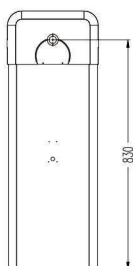
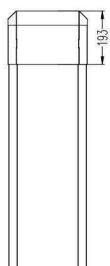
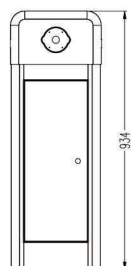
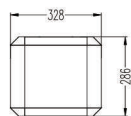


PB4130 series

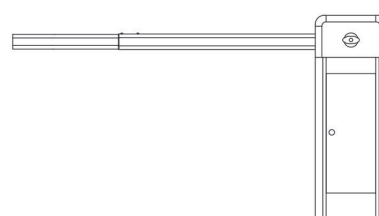


- 3m 90° folding boom
- 3s opening & closing speed
- Suitable for underground car park
- 2.5m limited height

Dimensions (mm)

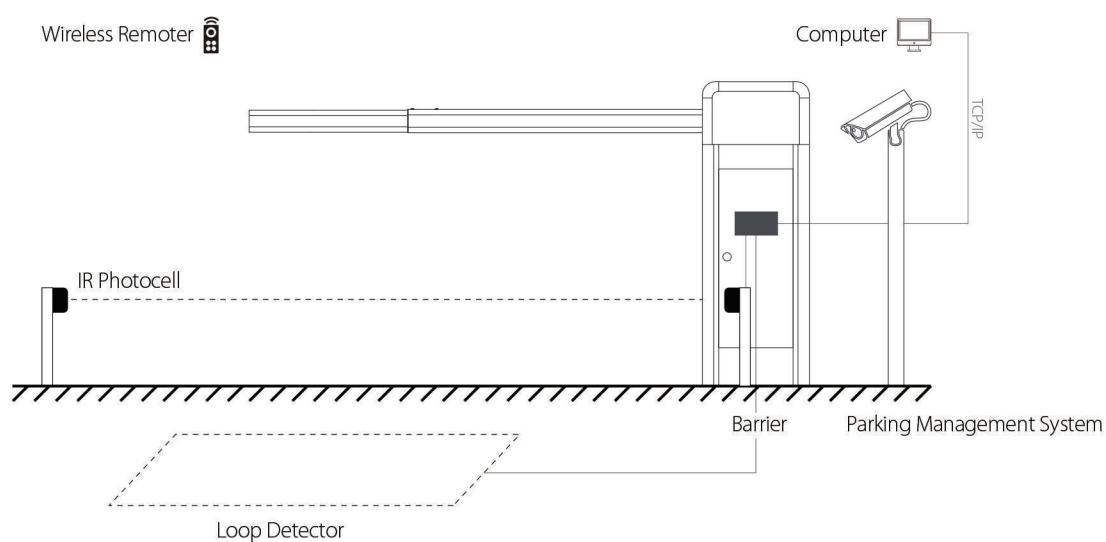


L: Cabinet on left side



R: Cabinet on right side

Applications



System Product



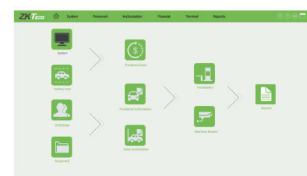
LPRS1000



UHF reader



Bluetooth



ZKparking

